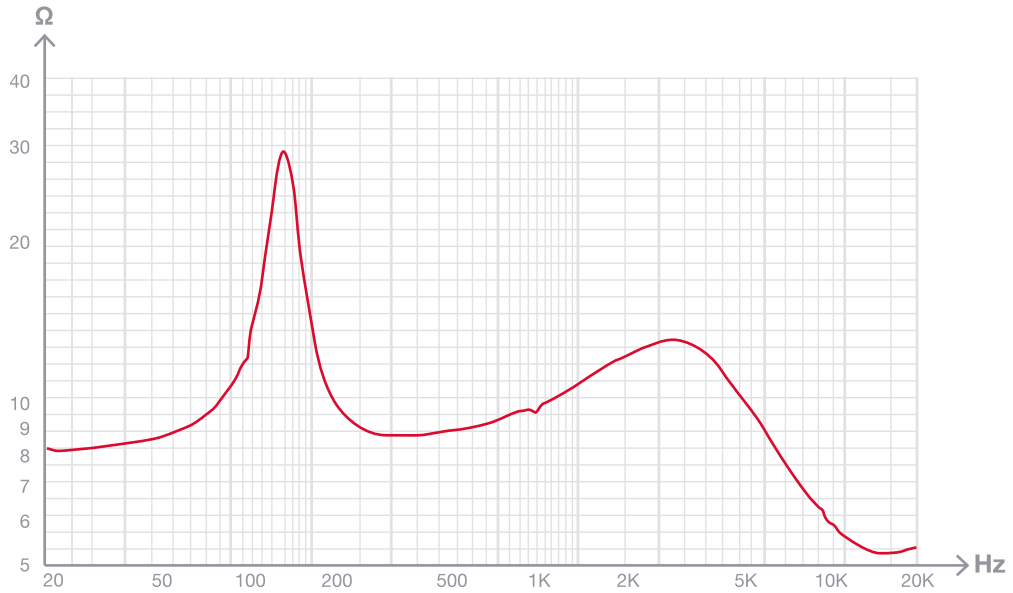
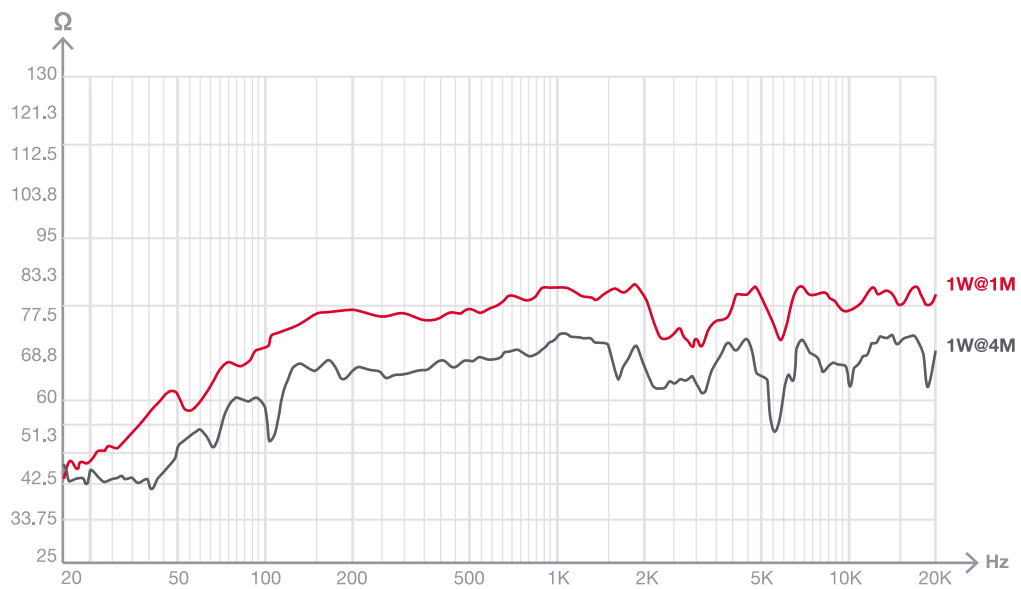


●  Impedance vs Frequency



●  SPL vs Frequency

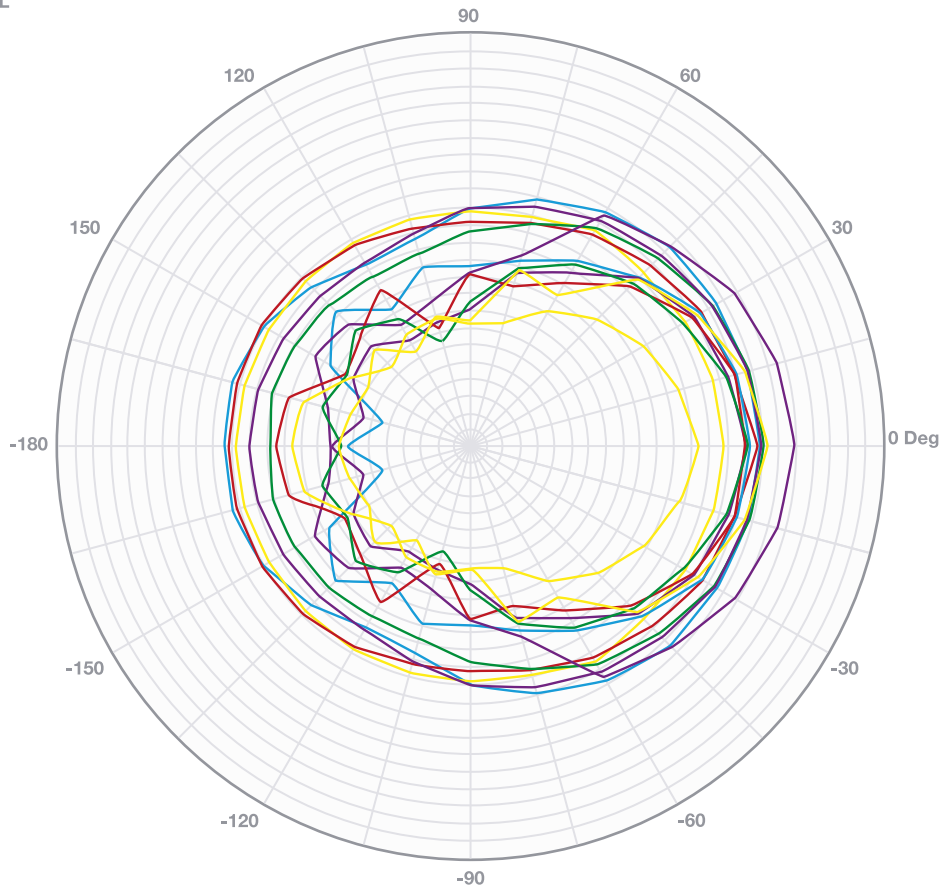




## SPL vs Angle

dB SPL

100  
95  
90  
85  
80  
75  
70  
65  
60  
55  
50  
45  
40  
-180  
45  
50  
55  
60  
65  
70  
75  
80  
85  
90  
95  
100



Curve	Freq.	BW	Q	DI
—	441.94	360	1	0.0
—	625.00	120	3.0	4.8
—	883.88	150	2.4	3.8
—	1.25K	120	3.0	4.8
—	1.77K	90	4.0	6.0
—	2.50K	60	6.0	7.8
—	3.54K	60	6.0	7.8
—	5.00K	90	4.0	6.0
—	7.07K	90	4.0	6.0
—	10.00K	60	6.0	7.8
—	14.14K	60	6.0	7.8
—	20.00K	60	6.0	7.8
—	28.28K	60	6.0	7.8
—	40.00K	60	6.0	7.8